

## CounterBalance®

POWDER COATED

# WORKSTATION BRACKETS

The **CounterBalance®** Workstation Brackets provide a cost-efficient, secure install to support countertops, workbenches, garage storage, ADA stations, computer stations and other "floating" work surfaces. These products are available in many useful sizes and come in a variety of colors to match your surface. The Workstation Brackets are designed to attach to load-bearing studs and can support an overhang extending 6" beyond the length of the bracket as per industry standard recommendations.

- Handicap accessible vanities and workstations
- Stone and solid surface
- Weight Bearing Shelving
- 1/8" steel construction
- Very strong - exceeds - 1,000 lbs load limit
- 1 1/2" mounting surface with multiple 1/4" holes per side
- Standard color textured powder coat finishes

SKU: CCH-CBWB58BL-IM


AVAILABLE COLORS:



black, white, gray, almond, stainless steel and pre-primed for your own finish



\*sold in pairs.  
(Left and Right)



Bracket	Overhang Length (Reversible & Standard)	Load to Deformation (lbf)
5 x 8"	5-11" 8-14"	1520/pr
8 x 12"	8-14" 12-18"	2920/pr
12 x 12"	12-18"	1700/pr
12 x 18"	12-18" 18-24"	2040/pr
15 x 15"	15-21"	1600/pr
15 x 21"	15-21" 21-27"	1780/pr
18" x 18"	18-24"	1750/pr
18 x 24"	18-24" 24-30"	2220/pr
21 x 21"	21-27"	1905/pr
24 x 24"	24-30"	2560/pr
24 x 29"	24-30" 29-35"	2100/pr
29 x 35"	29-35" 35-41"	1550/pr

[chemical-concepts.com](http://chemical-concepts.com)

## CounterBalance®

### FLOATING VANITY BRACKETS

The **CounterBalance®** Floating Vanity brackets are capable of supporting the base of the cabinet along with the vanity top or just the countertop with a vessel sink. Compliant with the American Disabilities Act. Easy to install and extremely strong 1/4" steel.

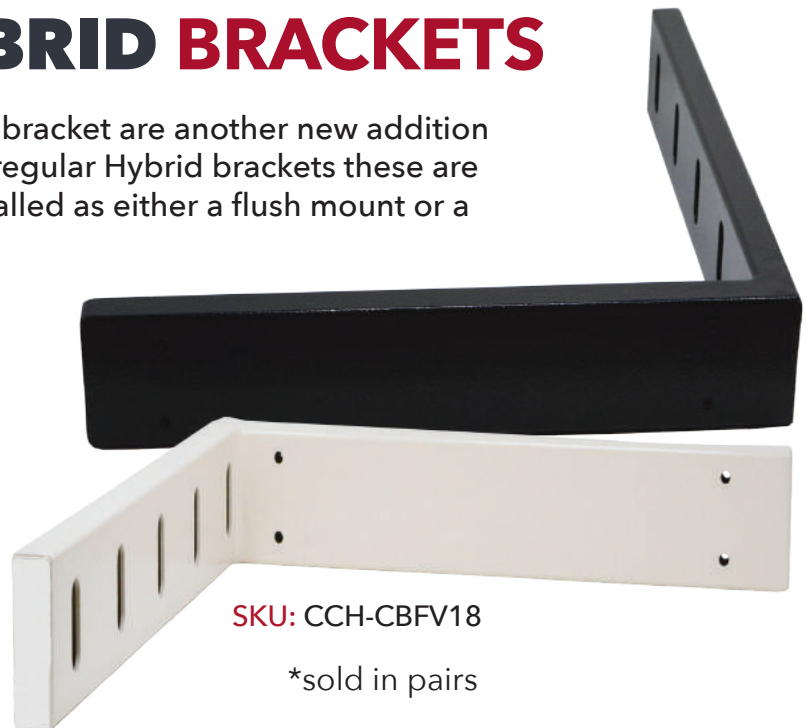
- 2" tall x 28" wide 1/4" thickness, 18" arm projection
- 1100 lb load limit
- Brackets available in white and black powder coat
- Blocking recommended across back plate
- One per Box



### HEAVY DUTY HYBRID BRACKETS

The **CounterBalance®** Heavy Duty Hybrid bracket are another new addition to our CounterBalance line. Similar to the regular Hybrid brackets these are wider and are heavy duty. They can be installed as either a flush mount or a floating bracket. Extremely strong support for workstations and vanities.

- Available with 18" or 24" support arm
- 18" tall x 18" projection x 3" wide and 18" tall x 24" projection x 3" wide
- 1700 lbs./pr 18", 1350 lbs. /pr 24"
- Recommended double stud for bracket attachment
- Brackets available in black and white powder coat
- Finishing caps provided
- Packed: 2 Per Box



[chemical-concepts.com](http://chemical-concepts.com)

## CounterBalance®

# CONCEALED and EXTENDED CONCEALED FLAT BRACKETS

Looking for a bracket that is completely concealable? Look no further. The Concealed FLAT and Extended Concealed FLAT brackets provide superior strength and can be completely hidden in your countertops, cabinets, shelves or islands.

- CFLAT and ECFLAT Brackets available in 2.0" or 1.0" versions
- Available with 9", 12", 18" and 24" (2.0" only) support arms
- Available with upper extension (EC) and without upper extension (C)
- Upper extension (above the support arm) provides superior strength
- Load limit range of 1100 lbs. to 4900 lbs. per pair
- Half Inch horizontal support arm can be completely concealed
- Mounting hardware included
- 3/8" -- 16 x 3 bolt assemblies for 2.0 Brackets
- 1/4" - 16 x 3" bolt assemblies for 1.0 Brackets
- All welds on reverse for easy, clean install
- All brackets available in black and white powder coat
- All sizes packaged 2 pcs per box, Sold Individually



AVAILABLE COLORS:



\*sold in pairs

Bracket	Overhang Length	Load to Deformation
CFLAT9 (1.0)	9-15"	2500 / PR
CFLAT12 (1.0)	12-18"	1800 / PR
CFLAT18 (1.0)	18-24"	1100 / PR
CFLAT9 (2.0)	9-15"	2550 / PR
CFLAT12 (2.0)	12-18"	2000 / PR
CFLAT18 (2.0)	18-24"	1470 / PR
CFLAT24 (2.0)	24-30"	1150 / PR

Bracket	Overhang Length	Load to Deformation
ECFLAT9 (1.0)	9-15"	3400 / PR
ECFLAT12 (1.0)	12-18"	2100 / PR
ECFLAT18 (1.0)	18-24"	1400 / PR
ECFLAT9 (2.0)	9-15"	4900 / PR
ECFLAT12 (2.0)	12-18"	3450 / PR
ECFLAT18 (2.0)	18-24"	2400 / PR
ECFLAT24 (2.0)	24-30"	1700 / PR

[chemical-concepts.com](http://chemical-concepts.com)

## CounterBalance®

SKU: CCH-CBCBE

# CONCEALED and EXTENDED CONCEALED BRACKETS

The **CounterBalance®** Concealed Brackets function as countertop brackets or island brackets that provide additional strength with the vertical arm extending above the horizontal arm while remaining completely concealed behind drywall to make a “floating” look. Designed to be attached to load bearing studs can support an overhang extending 6” beyond length of bracket as per industry recommended standards. Load limit 1800 to 7960 pounds. Comes with hardware. Sold in pairs. Choose the 1” mini or 2” thickness and a variety of colors.

- Hot rolled, 1/8” steel with powder-coated finish for strength and durability
- Available with 9”, 12”, 18”, 24” and 30” support arms.
- Load limit range of 1,800 lbs. to 7,960 lbs. per pair – countertop can extend up to 6” beyond the support
- Supports should be placed every 16” to 20”

SKU: CCH-CBCB

**AVAILABLE COLORS:**



black, white, gray, almond, and pre-primed for your own finish



Bracket	Overhang Length (Reversible & Standard)	Load to Deformation (lbf)
EC9	9-15"	7960 / PR
EC12	12-18"	3100 / PR
EC18	18-24"	2950 / PR
EC24	24-30"	2320 / PR
EC30	30-36"	1375 / PR
C9	9-15"	4520 / PR
C12	12-18"	2500 / PR
C18	18-24"	2060 / PR
C24	24-30"	1830 / PR
C30	30-36"	1000 / PR
EC9 (1.0)	9-15"	760 / PR
EC12 (1.0)	12-18"	650 / PR
EC18 (1.0)	18-24"	400 / PR
C9 (1.0)	9-15"	700 / PR
C12 (1.0)	12-18"	635 / PR
C18 (1.0)	18-24"	350 / PR

[chemical-concepts.com](http://chemical-concepts.com)

## CounterBalance®

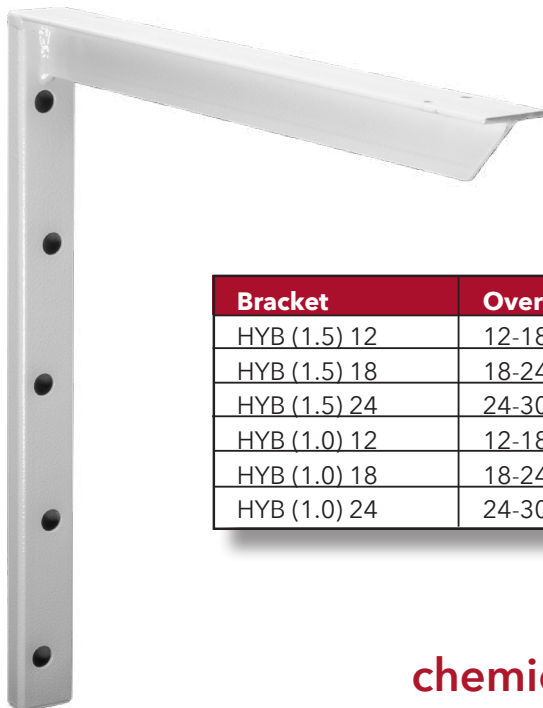
### HYBRID BRACKETS

The **CounterBalance®** Hybrid Bracket is an invisible countertop support bracket designed for floating countertops and bar tops. The Hybrid Bracket may be installed either behind your drywall or on top of your drywall by mounting directly into your load-bearing studs. Each Hybrid Bracket is designed to support your countertop overhang 6" past its length and is available in Black or White.

- Available in a 1" and 1.5" version in Black and White
- Available with 12", 18", and 24" support arms
- Low-profile brackets provide a clean, "floating" look for your countertop or bar top
- Hot rolled 1/8" steel with powder-coated finish for strength and durability
- Surface Mount or Concealed Mount installation options
- Load limit range of 525 lbs. to 2,200 lbs. per pair
- Countertop can extend up to 6" beyond the support
- Finishing caps provided
- These countertop support brackets should be placed every 16" to 20"



**SKU: CCH-CBHB**  
**AVAILABLE COLORS:**



Bracket	Overhang Length	Load to Deformation
HYB (1.5) 12	12-18"	2200 / PR
HYB (1.5) 18	18-24"	1300 / PR
HYB (1.5) 24	24-30"	1050 / PR
HYB (1.0) 12	12-18"	1000 / PR
HYB (1.0) 18	18-24"	800 / PR
HYB (1.0) 24	24-30"	525 / PR

[chemical-concepts.com](http://chemical-concepts.com)

## CounterBalance®

### FLOATING SHELF BRACKETS

The **CounterBalance®** Floating Shelf Brackets are part of our concealed brackets that are for floating heavy solid surface materials. These brackets mount directly to the wall studs.

- Available in three sizes 6", 9" and 12"
- 1.75" tall x 1.5" wide x .25" thick
- 2000 lbs/ pr 6" , 1500 lbs/ pr 9" and 1000 lbs. /pr 12"
- Brackets must be mounted directly to stud for maximum strength
- Mounting hardware will fail before bracket
- Brackets can be hidden in a boxed shelf
- Color: White
- Packed: 2 per box



**SKU: CCH-CBFS**

**AVAILABLE COLORS:**



\*sold in pairs

### HIDDEN SHELF BRACKETS

Easy to install, while safe and less expensive than corbels. Attaches to the wall and extends on two sides to support shelves or countertops and is extremely strong 1/4" steel

- Available in 6", 9" and 12"
- 1.5" tall x 20" wide x .25" thick
- 450 lbs/pr 6", 400 lbs/pr 9" and 350 lbs /pr 12"
- Blocking across back plate recommended
- Brackets available in white powder coat only
- Packaged 1 per box
- Brackets can be hidden in a boxed shelf



**SKU: CCH-CBHS**

**AVAILABLE COLORS:**



[chemical-concepts.com](http://chemical-concepts.com)

## CounterBalance®

# ADA VANITY BRACKETS

The **CounterBalance®** ADA Vanity Bracket provides for a clean, modernized, under-sink space that is compliant with the standards set by the Americans with Disabilities Act. These countertop support brackets accommodate countertops that are 22" to 26" deep and are designed with a 3"x 3" (45°) corner cut-out that will shelter most wall cleats, as well as any wire run clearance.

- 12 Gauge Steel offers superior strength
- Available in Black, White, Stainless Steel and Primed
- Optional mounting holes on sides of Black Brackets to install your finishing panel if desired
- Accommodates 22" to 26" deep countertops
- Spring clips & screws provided for easy on/off skirt attachment
- No visible fasteners
- No tools required to remove & reinstall skirt
- Mounting holes provided for skirt if you do not wish to use spring clips
- 3x3 cut out for wall cleat & wire run clearance

**SKU: CCH-CBADA21-BL-US**


\*sold in pairs.  
(Left and Right)



**AVAILABLE COLORS:**



black, white, stainless and pre-primed for your own finish



### 21" and 23" ADA Vanity Bracket SPRING CLIPS AND SCREWS PROVIDED

Bracket Size	21" ADA Size Pcs/Wgt/Box*	23" ADA Size Pcs/Wgt/Box*
US ADA	2pcs/25 lbs	2pcs/32 lbs
US ADA Stainless	2pcs/25 lbs	2pcs/32 lbs
Imported ADA	2pcs/25 lbs	2pcs/32 lbs
Imported ADA Stainless	2pcs/25 lbs	2pcs/32 lbs
Imported ADA Aluminum	2pcs/25 lbs	2pcs/32 lbs

[chemical-concepts.com](http://chemical-concepts.com)

## CounterBalance®

# CORNERPLATE

The **CounterBalance®** CornerPlate provides a cost-efficient, quick, easy install to support overhangs on stone and solid surface countertops. These products give your customers an alternative to banging their knees on pricey corbels and provide superior support and security. These low-profile brackets are hidden from view offering a clean, modern look.

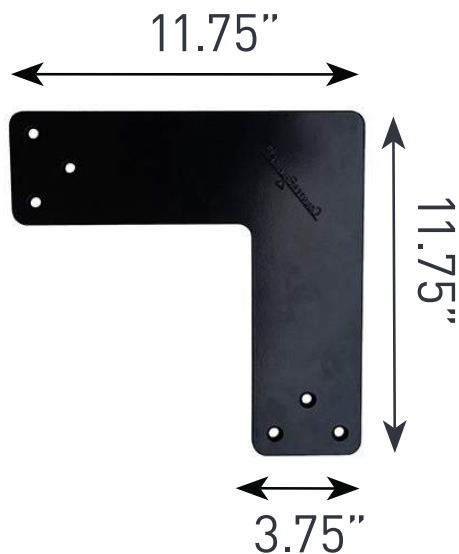
The CornerPlate is designed to attach to stud walls, supporting overhangs on breakfast bars both forward and to the right or left of the half-wall opening. The CornerPlate can support up to a 13" overhang forward and up to a 14" overhang to one side.

Supports should be spaced no more than 16 to 20" apart for optimum performance.

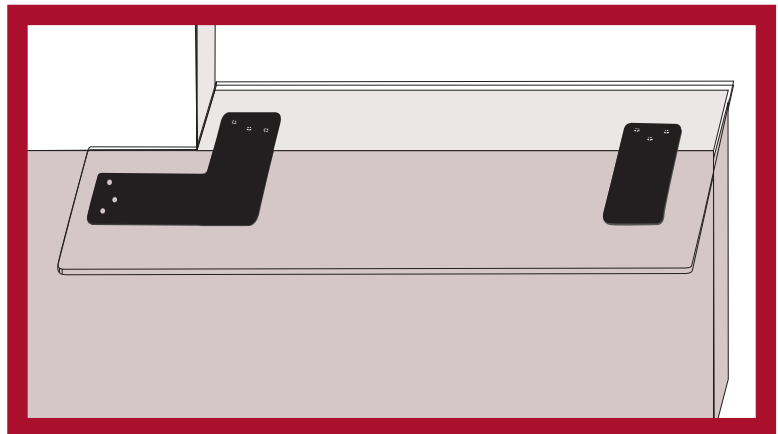
**SKU: CCH-CBCP**



- Low-profile plates provide a clean, floating look for your kitchen Countertop
- Hot rolled, 7 gauge steel with black powder-coated finish for strength and durability - tested up to 500 lbs
- Mounts on top of half walls to support extended countertop overhangs for "breakfast bar" style applications
- Supports up to a 15" overhang forward and up to a 13" overhang to one side – countertop can extend up to 6" beyond the support
- CornerPlate designed to mount on the beginning or end of bar tops – supports should be placed every 16" to 20"
- Dimensions:



Supports should be spaced no more than 16" to 20" apart for optimum performance



[chemical-concepts.com](http://chemical-concepts.com)



**CounterBalance®**

## COUNTERPLATE PLUS

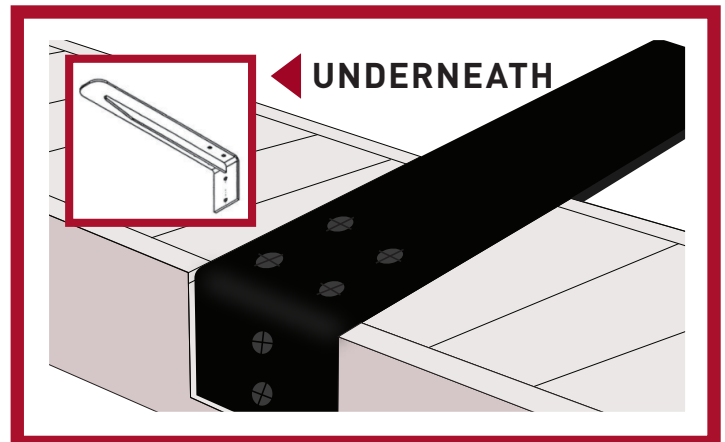
SKU: CCH-CBCPP12 | CCH-CBCPP15

The **CounterBalance®** CounterPlate Plus provides a cost-efficient, quick, and easy install to support overhangs on stone and solid surface countertops. These products give your customers an alternative to banging their knees on pricey corbels and provide superior support and security. These low-profile brackets are hidden from view offering a clean, modern look.

The CounterPlate Plus is designed to attach to half walls or pony walls, supporting overhangs on "breakfast bar" style countertops. This "L" shaped bracket ties in to the vertical wall studs for improved strength and stability.

The CounterPlate Plus supports up to an 18" overhang. Supports should be spaced no more than 16" to 20" apart for optimum performance.

- Low-profile plates provide a clean, "floating" look for your kitchen countertop
- 1/4" HRPO steel with black powder-coated finish for strength and durability -tested up to 500 lbs
- Mounts on top of half walls –12" supports up to 15" overhang  
–15" supports up to 18" overhang
- Rear flange and stiffener provide extra support for maximum stability
- For bar tops mounted on half walls – supports should be placed every 16" to 20"
- Dimensions:



[chemical-concepts.com](http://chemical-concepts.com)

## CounterBalance®

## ISLANDBAR and ISLANDBAR MINI



SKU: CCH-CBIB2




SKU: CCH-CBIBM

The **CounterBalance®** IslandBars provide a cost-efficient, quick, easy install to support overhangs on stone and solid surface countertops. These products give your customers an alternative to banging their knees on pricey corbels and provide superior support and security. These low-profile brackets are hidden from view offering a clean, modern look.

The IslandBars are designed to attach to the left or right cabinet wall, supporting overhangs on "island" and "peninsula" countertops above cabinetry. The IslandBar and islandBar Mini support 18" and 15" overhangs respectively.

Supports should be spaced no more than 16 to 20" apart for optimum performance.

- Low-profile brackets provide a clean, "floating" look for your kitchen countertop
- Hot rolled, 7 gauge steel with black powder-coated finish for strength and durability
  - tested up to 500 lbs
- Mounts on cabinetry to support extended countertop overhangs for "island" and "peninsula" style applications - countertop can extend 6" beyond the support –
  - IslandBar supports up to 18" overhang
  - IslandBar Mini supports up to 15" overhang
- For overhangs on top of cabinetry – supports should be placed every 16" to 20"
- Improved design offers lower visibility and better knee clearance
- Smaller 20" design is perfect for 12" overhangs
- Dimensions:



[chemical-concepts.com](http://chemical-concepts.com)

## CounterBalance®

### CROSSBAR and CROSSBAR MINI

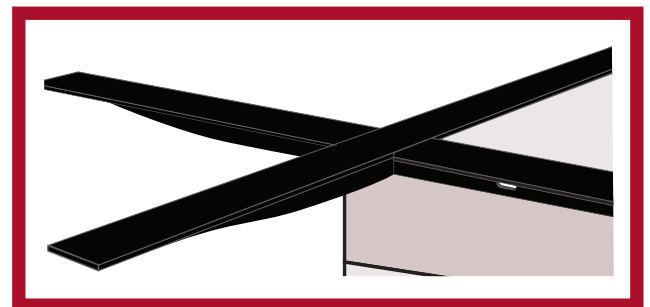
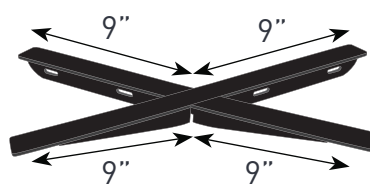



The **CounterBalance®** CrossBars provide a cost-efficient, quick, easy install to support overhangs on stone and solid surface countertops. These products give your customers an alternative to banging their knees on pricey corbels and provide superior support and security. These low-profile brackets are hidden from view offering a clean, modern look.

The CrossBars are designed to attach to the corners of cabinets, supporting overhangs in two directions on "island" and "peninsula" countertops above cabinetry. The CrossBar and CrossBar Mini can support up to an 18" overhang in two directions respectively.

Supports should be spaced no more than 16 to 20" apart for optimum performance.

- Low-profile, countertop support brackets provide a clean, floating look for your kitchen countertop
- Hot rolled, 7 gauge steel with black powder-coated finish for strength and durability -tested up to 500 lbs
- Mounts on cabinetry to support extended countertop overhangs for Island and Peninsula style applications
- These countertop support brackets support up to a 18" overhang in 2 directions – countertop can extend 6" beyond the support
- CrossBar support bracket designed to mount on the corners of cabinets
- Dimensions:



[chemical-concepts.com](http://chemical-concepts.com)

**CounterBalance®**

**COUNTERPLATE and COUNTERPLATE XL**

SKU: CCH-CBPL



SKU: CCH-CBP

The **CounterBalance®** CounterPlates provide a cost-efficient, quick, easy install to support overhangs on stone and solid surface countertops. These products give your customers an alternative to banging their knees on pricey corbels and provide superior support and security. These low-profile brackets are hidden from view offering a clean, modern look.

The CounterPlates are designed to attach to half walls or pony walls, supporting overhangs on “breakfast bar” style countertops. The CounterPlate and CounterPlate XL support up to a 13” and 15” overhang respectively.

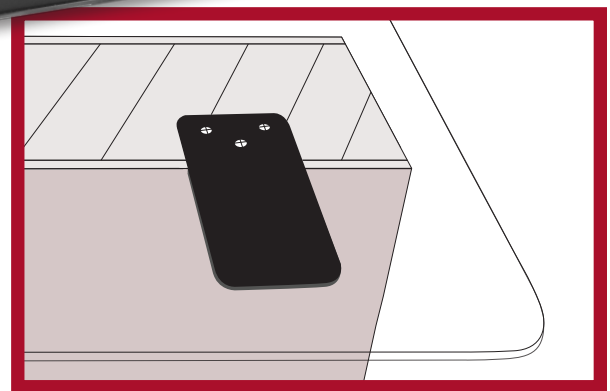

Supports should be spaced no more than 16” to 20” apart for optimum performance.

**AVAILABLE COLORS:**



black and stainless steel

- Low-profile plates provide a clean, “floating” look for your kitchen countertop
- Hot rolled, 7 gauge steel with black powder-coated finish for strength and durability - tested up to 500 lbs
- Mounts on top of half walls to support extended countertop overhangs for “breakfast bar” style applications - countertop can extend 6” beyond the support –
- CounterPlate supports up to 13” overhang
- CounterPlate XL supports up to 15” overhang
- For bar tops mounted on half walls – supports should be placed every 16” to 20”
- Router Guide available for easy installation
- Dimensions:



[chemical-concepts.com](http://chemical-concepts.com)

## CounterBalance®

### SURFACE MOUNTED FLAT BRACKET

- A simple, strong and attractive alternative for floating shelves
- Black powder coated metal
- 1/2" thick material with 1/4" mounting holes
- 4 sizes available: 6" 9" 12" and 15"
- Also available is Stainless steel and Aluminum, both brushed with clear finish



Surface Mounted Flat Brackets - Imported

Bracket Size	Pcs/Wgt/Box
SF6	2 pcs/7 lbs
SF9	2 pcs/10 lbs
SF12	2 pcs/14 lbs
SF15	2 pcs/17 lbs
SF6 SS	2 pcs/7 lbs
SF9 SS	2 pcs/10 lbs
SF12 SS	2 pcs/14 lbs
SF15 SS	2 pcs/17 lbs
SF6 AL	2 pcs/3 lbs
SF9 AL	2 pcs/4 lbs
SF12 AL	2 pcs/5 lbs
SF15 AL	2 pcs/7 lbs

### STAIR TREAD BRACKET

- Black powder coated metal
- Heavy duty support for industrial style design treads
- Can be mounted either direction
- 10 inch by 2 inch support, 1/4" thick, 1/4" mounting holes



Stair Tread Brackets - Imported

Bracket Size	Pcs/Wgt/Box
ST10	10 pcs/23 lbs

### CLEAT SUPPORT BRACKET

- Black Powder coated metal
- Countertop support for side walls and along back edge
- Countertop attachment holes offset with wall holes at 8 inch intervals
- 1/4" thick, 1/4" mounting holes
- 3 sizes available, 28" 44" and 90"



Cleat Support Brackets - Imported

Bracket Size	Pcs/Wgt/Box
CLT28	2 pcs/13 lbs
CLT44	2 pcs/21 lbs
CLT90	2 pcs/43 lbs

[chemical-concepts.com](http://chemical-concepts.com)