

## Bonstone<sup>®</sup> Last Patch™ Dymond

### Product Description

A UV stable, stone patching compound for granite, marble, travertine, and other highly polished natural stone surfaces.

### Product Features


- UV Stable, will not yellow
- Fast setting
- Will not shrink
- Will cure at below freezing temperatures with Universal Accelerator
- High gloss finish, can be sanded for honed look
- Can be tinted using Touchstone™ Liquid Tints





### Applications

- Patching chips, holes, spalls, and face pins
- Surface patching to Dutchman joints
- Crack repair from hairline to 1/4"
- Cemetery and monument repairs
- Countertop repairs
- Flooring and tile repairs

### Specifications

Product Type:	Patching Compound	 <b>Chemical Concepts™</b> Our expertise is your solution. <a href="http://chemical-concepts.com">chemical-concepts.com</a> <b>800.220.1966</b> 410 Pike Road • Huntingdon Valley, PA 19006
Viscosity:	Knife-Grade	
Mix Ratio:	1:1	
Set Time:	30 Minutes	
Cure Time:	2 Hours	
Pot Life:	5-10 Minutes	
Application Conditions:	Interior, Exterior; Vertical, Horizontal	
Recommended Application Temp:	75°F (24°C)	
Coverage:	Per Gallon: 50mils (1/16")30ft <sup>2</sup> or 231cu. inches	
Available Colors:	Amber	
Sizes:	2oz (60ml), Pint (473ml), Quart (946ml)	
Other:	For faster set times use Universal Accelerator	



## Surface Preparation & Use

Use gloves, wear eye protection, and avoid skin contact. When grinding cured joints, wear a dust mask. Substrate to be bonded must be completely dry and dust free. Mix only the amount of epoxy which can be used in 10 minutes. Avoid stressing joint before complete cure of epoxy. Mask areas which must be kept free of epoxy. Clean uncured epoxy from tools with toluol (toluene) or xylol (xylene). Use caution, these solvents are flammable. Ensure local ventilation. Remove cured epoxy mechanically.

## Mixing Instructions

Minimum product and substrate temperature should be at or above 55°F (13°C). Combine the two ingredients at the following volume ration: Equal parts of Last Patch™ Dymond A and Last Patch™ Dymond B.

## Temperature Dependency

The adhesive, substrate, aggregate, and environment's temperature will affect the working properties of the material. Lower temperatures will prolong cure, higher temperatures will shorten cure time. Every 15°F (-9°C) results in doubling the speed of cure. Therefore, at 90°F (32°C) set time is cut in half, at 60°F (16°C) the set time is doubled.

## Shelf Life & Storage

If Last Patch™ Part B container is left unsealed, the material may react with moisture in the air and cause gelation of the material. Always keep all containers tightly sealed after use.

## Limitations

Use on dry stone. Use on grease, and coating-free stone.

## Safety

Before storing, mixing, or applying this product, read and understand all the product's Safety Data Sheets. For a copy of the SDS, contact Bonstone Materials at (800) 425-2214.

## Warranty

This product's warranty is limited to replacement of defective material and freight charges to destination only. Bonstone Materials is not responsible for consequential damages.

Testing Data

<u>Strengths</u>	<u>Results</u>	<u>Test Method</u>
Tensile	5,310 psi	ASTM D-638
Compressive	4,035 psi	ASTM D-695
Flexural	254,392 psi	ASTM D-790
<u>Modulus</u>		
Tensile	311,080 psi	ASTM D-638
Compressive	45,658 psi	ASTM D-638
Flexural	254,392 psi	ASTM D-790
Elongation: Tensile: Elongation at break	10.86%	ASTM D-638
Shore D	Not available	Not available
Heat Distortion Temp	Not available	Not available
Shear Strength	Not available	Not available
24 Hour Water Absorption	Not available	Not available
Other	NA	



chemical-concepts.com  
**800.220.1966**  
 410 Pike Road • Huntingdon Valley, PA 19006