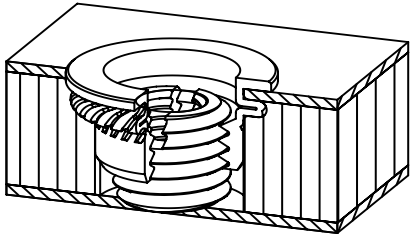


THE INSERT SYSTEM FOR SANDWICH PANELS



Deform-Nut® is a patented threaded insert system that combines mechanical anchoring and structural adhesive to provide strong load-bearing threads in sandwich panel materials (with a honeycomb or composite internal structure).

Expensive or complex solutions such as resin potting or bonding of bushes and tie rods can be avoided.

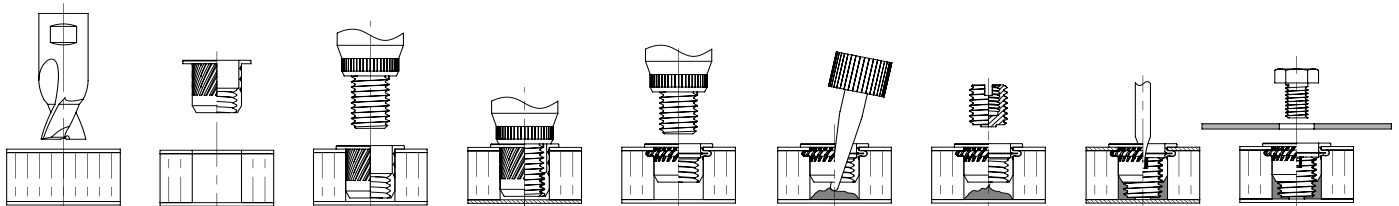
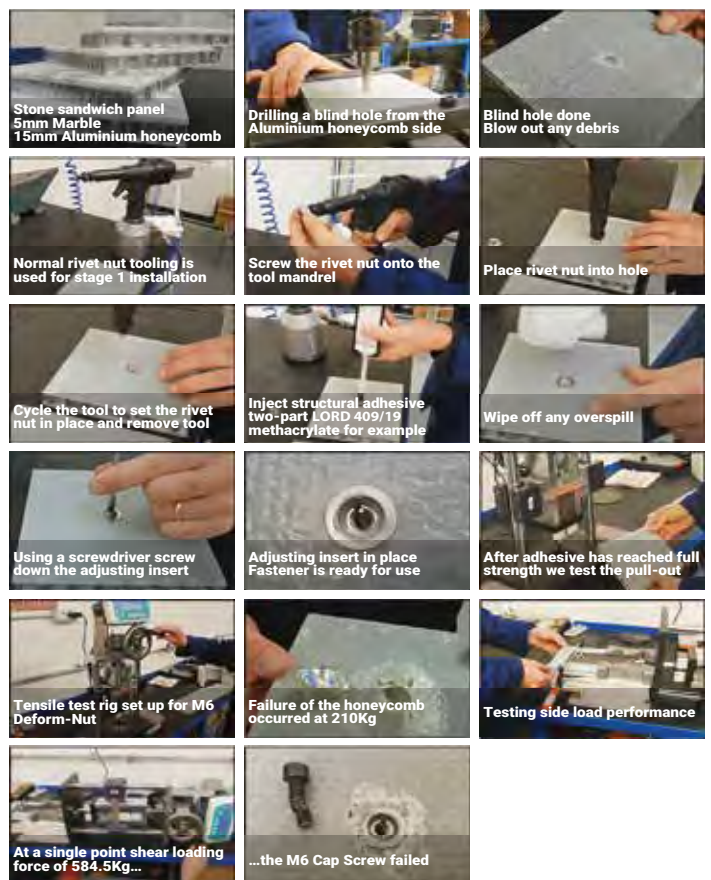
Furthermore, Deform-Nut allows you to use the same type of product in a wide range of sandwich panel materials and thicknesses, is easy and quick to install and doesn't require any further processes or finishing after installation.

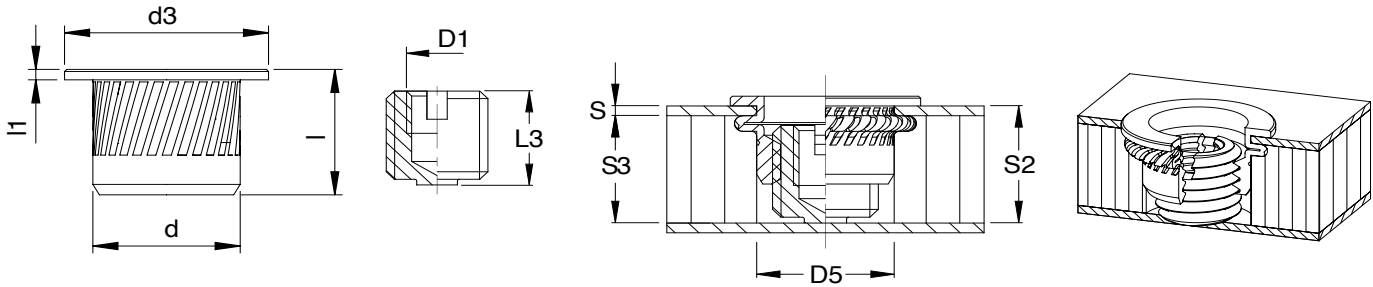
Deform-Nut can be used in any composite material panel, resins, carbon fibre, light alloy, and more.

The 3 stage system comprises:

- A special rivet nut style fastener which is riveted in to the top skin of the panel using conventional rivet nut hand or air tooling
- Structural adhesive is then injected into base of the rivet nut
- A separate adjusting nut is then screwed into the rivet nut until it bottoms out on the bottom skin, displacing the adhesive into the surrounding structure to increase load strength

1. Drill the correct hole from one side of the panel (blind hole)
2. Insert the rivet nut in the hole
3. Using rivet nut setting tool, pull up the rivet nut to to attach it to the top skin of the sandwich panel
4. Inject structural adhesive
5. Insert and screw down the threaded adjusting insert until it reaches the bottom skin of the sandwich panel
6. Fastener is ready for use (time to full strength is dependant on structural adhesive properties)





Dimensional

Part Code	D1 6H	S Skin Thickness	S2 *		L3	L	D	D3	L1	D5 +0.15 -0.00
			min.	max						
TC/DM10XZI-M6/10X	M6	0.5 - 2.0	9.5	13.0	10	10.5	13	18	1	13
TC/DM10XZI-M6/12.5X			12	15.5	12.5					
TC/DM10XZI-M6/15X			14.5	18.0	15					
TC/DM10XZI-M6/17.5X			17.0	20.5	17.5					
TC/DM10XZI-M6/20X			19.5	23.0	20					
TC/DM10XZI-M6/22.5X			22.0	25.5	22.5					
TC/AM10XZI-M6/20X	M6	0.5 - 3.5	20	28	20	21			1.5	13
TC/AM10XZI-M6/22.5X			22	30	22.5					
TC/BM10XZI-M6/20X	M6	3.0 - 6.0	22.5	34	20	23.5	13	16	1.5	13
TC/BM10XZI-M6/22.5X			25	36	22.5					
TC/DM12XZI-M8/15X	M8	0.5 - 2.0	17.5	20	15	18.5	15	18	1.5	15
TC/DM12XZI-M8/20X			20	25	20					
TC/AM12XZI-M8/25X	M8	0.5 - 3.5	25	35	25	25	15	18	2	15
TC/BM12XZI-M8/25X	M8	3.0 - 6.5	28	40	25	28	15	18	2	15

Standard Special order

* S2 dimension variable depending on S dimension and adjusting insert set-up.

Material

Rivet Nut: 303 Stainless Steel
Adjusting Insert: 303 Stainless Steel

www.chemical-concepts.com

