

CounterPlate (9.75")

CounterPlate XL (11.75")

CCH-CBP | CCH-CBPL

COUNTER

BALANCE®

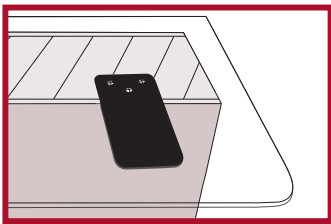


The support you don't see.

FOR COUNTERS MOUNTED ON KNEE (PONY) WALLS

The CounterBalance CounterPlates provide a cost-efficient, quick, easy install to support overhangs on stone and solid surface countertops. These products give your customers an alternative to banging their knees on pricey corbels and provide superior support and security. These low-profile brackets are hidden from view offering a clean, modern look.

The CounterPlates are designed to attach to half walls or pony walls, supporting overhangs on "breakfast bar" style countertops. The CounterPlate and CounterPlate XL support up to a 13" and 15" overhang respectively.

Supports should be spaced no more than 16" to 20" apart for optimum performance.



- Low-profile plates provide a clean, "floating" look for your kitchen countertop
- Hot rolled, 7 gauge steel with black powder-coated finish for strength and durability -tested up to 500 lbs
- Mounts on top of half walls to support extended countertop overhangs for "breakfast bar" style applications - countertop can extend 6" beyond the support —
 - CounterPlate supports up to 13" overhang
 - CounterPlate XL supports up to 15" overhang
- For bar tops mounted on half walls — supports should be placed every 16" to 20"
- Router Guide available for easy installation
- Dimensions: CounterPlate: 9.75" x 3.75" x .1875"
CounterPlate XL: 11.75" x 3.75" x .1875"

MFG ITEM #	DESCRIPTION
CCH-CBP	CounterPlate - 9-3/4"L; Single CounterPlates
CCH-CBP-KIT	CounterPlate - 9-3/4"L; Box of 6 XL CounterPlates
CCH-CBP-KIT3	CounterPlate - 9-3/4"L; Box of 3 XL CounterPlates
CCH-CBPL	CounterPlate XL - 11-3/4"L; Single CounterPlates
CCH-CBPL-KIT	CounterPlate XL - 11-3/4"L; Box of 6 XL CounterPlates
CCH-CBPL-KIT3	CounterPlate XL - 11-3/4"L; Box of 3 XL CounterPlates

Order online at counterbalanceshop.com or call 1.800.220.1966
for Distributor & Volume Pricing!

Chemical Concepts
410 Pike Road
Huntingdon Valley, PA 19006

CounterPlate Plus

(12")

(15")

CCH-CBCPP12 | CCH-CBCPP15

COUNTER

BALANCE®

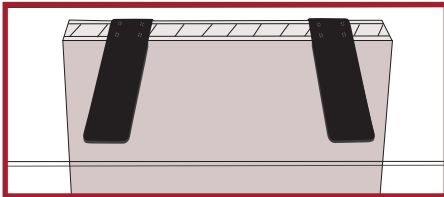
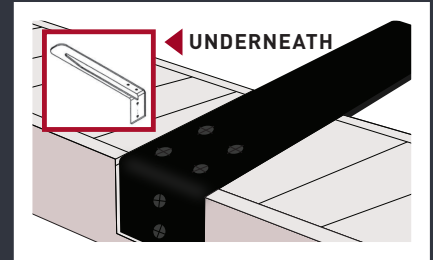
The support you don't see.

FOR COUNTERS MOUNTED ON KNEE (PONY) WALLS

The CounterBalance CounterPlate Plus provides a cost-efficient, quick, and easy install to support overhangs on stone and solid surface countertops. These products give your customers an alternative to banging their knees on pricey corbels and provide superior support and security. These low-profile brackets are hidden from view offering a clean, modern look.

The CounterPlate Plus is designed to attach to half walls or pony walls, supporting overhangs on "breakfast bar" style countertops. This "L" shaped bracket ties in to the vertical wall studs for improved strength and stability.

The CounterPlate Plus supports up to an 18" overhang. Supports should be spaced no more than 16" to 20" apart for optimum performance.



- Low-profile plates provide a clean, "floating" look for your kitchen countertop
- 1/4" HRPO steel with black powder-coated finish for strength and durability -tested up to 500 lbs
- Mounts on top of half walls
 - 12" supports up to 15" overhang
 - 15" supports up to 18" overhang
- Rear flange and stiffener provide extra support for maximum stability
- For bar tops mounted on half walls — supports should be placed every 16" to 20"
- Dimensions: CounterPlate Plus:
 - 12" x 2.5" x 5"
 - 15" x 2.5" x 5"

MFG ITEM #	DESCRIPTION
CCH-CBCPP12	CounterPlate Plus -12'L; Single bracket
CCH-CBCPP12-KIT	CounterPlate Plus -12'L; Box of 3 brackets
CCH-CBCPP15	CounterPlate Plus -15'L; Single bracket
CCH-CBCPP15-KIT	CounterPlate Plus -15'L; Box of 3 brackets

Order online at counterbalanceshop.com or call 1.800.220.1966 for Distributor & Volume Pricing!

Chemical Concepts
410 Pike Road
Huntingdon Valley, PA 19006

MADE IN USA

IslandBar (24")

IslandBar Mini (20")

CCH-CBIB2 | CCH-CBIBM

COUNTER

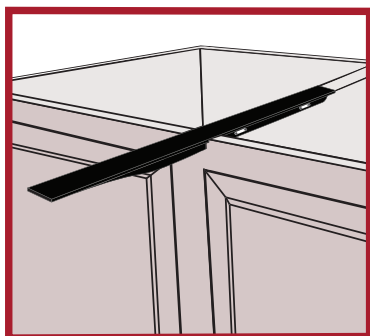
BALANCE®
The support you don't see.

FOR COUNTERTOPS ON CABINETRY

The CounterBalance IslandBars provide a cost-efficient, quick, easy install to support overhangs on stone and solid surface countertops. These products give your customers an alternative to banging their knees on pricey corbels and provide superior support and security. These low-profile brackets are hidden from view offering a clean, modern look.

The IslandBars are designed to attach to the left or right cabinet wall, supporting overhangs on "island" and "peninsula" countertops above cabinetry. The IslandBar and islandBar Mini support 18" and 15" overhangs respectively.

Supports should be spaced no more than 16 to 20" apart for optimum performance.



- Low-profile brackets provide a clean, "floating" look for your kitchen countertop
- Hot rolled, 7 gauge steel with black powder-coated finish for strength and durability -tested up to 500 lbs
- Mounts on cabinetry to support extended countertop overhangs for "island" and "peninsula" style applications - countertop can extend 6" beyond the support —
 - IslandBar supports up to 18" overhang
 - IslandBar Mini supports up to 15" overhang
- For overhangs on top of cabinetry — supports should be placed every 16" to 20"
- Dimensions: CounterBalance IslandBar: 24" x 1.5" x 1.5"
CounterBalance IslandBar Mini: 20" x 1.5" x 1.5"
- Improved design offers lower visibility and better knee clearance
- Smaller 20" design is perfect for 12" overhangs

MFG ITEM #	DESCRIPTION
CCH-CBIB2	IslandBar - 24"L; individual Island Bar
CCH-CBIB2-KIT	IslandBar - 24"L; box of 3 Island Bars
CCH-CBIBM	Island Bar - 20"L; individual Island Bar
CCH-CBIBM-KIT	Island Bar - 20"L; box of 3 Island Bars

Order online at counterbalanceshop.com or call 1.800.220.1966
for Distributor & Volume Pricing!

Chemical Concepts
410 Pike Road
Huntingdon Valley, PA 19006

CrossBar (24")

CrossBar Mini (18")

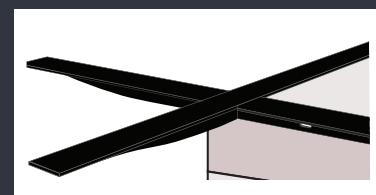
CCH-CBXBM | CCH-CBXBM2

COUNTER

BALANCE®
The support you don't see.


FOR COUNTERTOPS ON CABINETS

The CounterBalance CrossBars provide a cost-efficient, quick, easy install to support overhangs on stone and solid surface countertops. These products give your customers an alternative to banging their knees on pricey corbels and provide superior support and security. These low-profile brackets are hidden from view offering a clean, modern look.



The CrossBars are designed to attach to the corners of cabinets, supporting overhangs in two directions on "island" and "peninsula" countertops above cabinetry. The CrossBar and CrossBar Mini can support up to an 18" overhang in two directions respectively.

Supports should be spaced no more than 16 to 20" apart for optimum performance.



- Low-profile brackets provide a clean, "floating" look for your kitchen countertop
- Hot rolled, 7 gauge steel with black powder-coated finish for strength and durability -tested up to 500 lbs
- Mounts on cabinetry to support extended countertop overhangs for "island" and "peninsula" style applications - countertop can extend 6" beyond the support —
 - CrossBar supports up to 18" in two directions
 - CrossBar Mini supports up to 15" in two directions
- CrossBar support bracket designed to mount on the corners of cabinets — supports should be placed every 16" to 20"
- Improved design offers lower visibility and better knee clearance
- Dimensions: CounterBalance CrossBar: 24" x 24" x 1.5"
CounterBalance CrossBar Mini: 18" x 18" x 1.5"

MFG ITEM #	DESCRIPTION
CCH-CBXB2	Cross Bar - 24" x 24"
CCH-CBXBM2	Cross Bar Mini - 18" x 18"

Order online at counterbalanceshop.com or call 1.800.220.1966
for Distributor & Volume Pricing!

Chemical Concepts
410 Pike Road
Huntingdon Valley, PA 19006

Workstation Brackets | CCH-CBWB

* See back for available sizes

COUNTER

BALANCE[®]

The support you don't see.

FOR WORK SURFACES, SHELVING OR COMMERCIAL APPLICATIONS

The CounterBalance Workstation Brackets provide a cost-efficient, secure install to support stone and solid surface countertops on handicap accessible vanities, and other “floating” work surfaces. These products are available in many useful sizes and come in a variety of colors to match your surface.

The Workstation Brackets are designed to attach to load-bearing studs. The Workstation Bracket can support an overhang extending 6” beyond the length of the bracket as per industry standard recommendations.



Various sizes available



- Multiple 1/4” mounting holes per side (mounting hardware not included)
- Available in standard textured powder coat finishes including black, brown, white, gray and almond
- Available in 8 sizes
- Reversible design makes brackets versatile and easy to use
- Powder coated 1/8” Steel for strength and durability — load limit range of 1,420 lbs. to 2,920 lbs. per pair
- The 6 larger sizes have a 3” x 3” — 45° notch that allows for wall cleat and wire run clearance
- Sold individually
- All bracket sizes and colors are available in a “Made in the USA” version

* See back for available sizes

Order online at counterbalanceshop.com or call 1.800.220.1966
for Distributor & Volume Pricing!

Chemical Concepts
410 Pike Road
Huntingdon Valley, PA 19006

Workstation Brackets | CCH-CBWB

COUNTER

BALANCE®

The support you don't see.

MFG ITEM #	DESCRIPTION
CCH-CBWB58BL	Workstation Bracket 5"x 8"; Black
CCH-CBWB58WH	Workstation Bracket 5"x 8"; White
CCH-CBWB58GR	Workstation Bracket 5"x 8"; Gray
CCH-CBWB58AL	Workstation Bracket 5"x 8"; Almond
CCH-CBWB58PR	Workstation Bracket 5"x 8"; Brown
CCH-CBWB58PR	Workstation Bracket 5"x 8"; Primed
CCH-CBWB812BL	Workstation Bracket 8"x 12"; Black
CCH-CBWB812WH	Workstation Bracket 8"x 12"; White
CCH-CBWB812GR	Workstation Bracket 8"x 12"; Gray
CCH-CBWB812AL	Workstation Bracket 8"x 12"; Almond
CCH-CBWB812BR	Workstation Bracket 8"x 12"; Brown
CCH-CBWB812PR	Workstation Bracket 8"x 12"; Primed
CCH-CBWB812SS	Workstation Bracket 8"x 12"; Stainless Steel; US
CCH-CBWB1218BL	Workstation Bracket 12"x 18"; Black
CCH-CBWB1218WH	Workstation Bracket 12"x 18"; White
CCH-CBWB1218GR	Workstation Bracket 12"x 18"; Gray
CCH-CBWB1218AL	Workstation Bracket 12"x 18"; Almond
CCH-CBWB1218BR	Workstation Bracket 12"x 18"; Brown
CCH-CBWB1218PR	Workstation Bracket 12"x 18"; Primed
CCH-CBWB1521BL	Workstation Bracket 15"x 21"; Black
CCH-CBWB1521WH	Workstation Bracket 15"x 21"; White
CCH-CBWB1521GR	Workstation Bracket 15"x 21"; Gray
CCH-CBWB1521AL	Workstation Bracket 15"x 21"; Almond
CCH-CBWB1521BR	Workstation Bracket 15"x 21"; Brown
CCH-CBWB1521PR	Workstation Bracket 15"x 21"; Primed
CCH-CBWB1521SS	Workstation Bracket 15"x 21"; Stainless Steel; US

MFG ITEM #	DESCRIPTION
CCH-CBWB1818BL	Workstation Bracket 18"x 18"; Black
CCH-CBWB1818WH	Workstation Bracket 18"x 18"; White
CCH-CBWB1818GR	Workstation Bracket 18"x 18"; Gray
CCH-CBWB1818AL	Workstation Bracket 18"x 18"; Almond
CCH-CBWB1818BR	Workstation Bracket 18"x 18"; Brown
CCH-CBWB1818PR	Workstation Bracket 18"x 18"; Primed
CCH-CBWB1824BL	Workstation Bracket 18"x 24"; Black
CCH-CBWB1824WH	Workstation Bracket 18"x 24"; White
CCH-CBWB1824GR	Workstation Bracket 18"x 24"; Gray
CCH-CBWB1824AL	Workstation Bracket 18"x 24"; Almond
CCH-CBWB1824BR	Workstation Bracket 18"x 24"; Brown
CCH-CBWB1824PR	Workstation Bracket 18"x 24"; Primed
CCH-CBWB1824SS	Workstation Bracket 18"x 24"; Stainless Steel; US
CCH-CBWB2424BL	Workstation Bracket 24"x 24"; Black
CCH-CBWB2424WH	Workstation Bracket 24"x 24"; White
CCH-CBWB2424GR	Workstation Bracket 24"x 24"; Gray
CCH-CBWB2424AL	Workstation Bracket 24"x 24"; Almond
CCH-CBWB2424BR	Workstation Bracket 24"x 24"; Brown
CCH-CBWB2424PR	Workstation Bracket 24"x 24"; Primed
CCH-CBWB2429BL	Workstation Bracket 24"x 29"; Black
CCH-CBWB2429WH	Workstation Bracket 24"x 29"; White
CCH-CBWB2429GR	Workstation Bracket 24"x 29"; Gray
CCH-CBWB2429AL	Workstation Bracket 24"x 29"; Almond
CCH-CBWB2429BR	Workstation Bracket 24"x 29"; Brown
CCH-CBWB2429PR	Workstation Bracket 24"x 29"; Primed

Note: Please add "US" to part number to specify "US" made version. (E.G. CCH-CBWB58BL-US).

Order online at counterbalanceshop.com or call 1.800.220.1966
for Distributor & Volume Pricing!

Chemical Concepts
410 Pike Road
Huntingdon Valley, PA 19006

CornerPlate

CCH-CBCP

COUNTER

BALANCE[®]

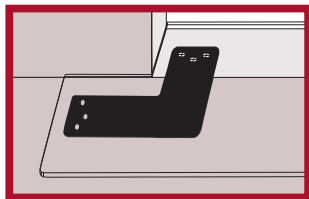
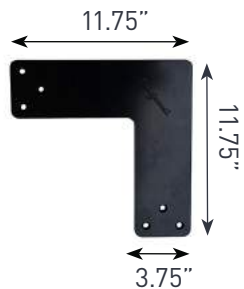
The support you don't see.

FOR COUNTERS MOUNTED ON KNEE (PONY) WALLS

The CounterBalance CornerPlate provides a cost-efficient, quick, easy install to support overhangs on stone and solid surface countertops. These products give your customers an alternative to banging their knees on pricey corbels and provide superior support and security. These low-profile brackets are hidden from view offering a clean, modern look.

The CornerPlate is designed to attach to stud walls, supporting overhangs on breakfast bars both forward and to the right or left of the half-wall opening. The CornerPlate can support up to a 13" overhang forward and up to a 14" overhang to one side.

Supports should be spaced no more than 16 to 20" apart for optimum performance.



- Low-profile plates provide a clean, "floating" look for your kitchen countertop
- Hot rolled, 7 gauge steel with black powder-coated finish for strength and durability - tested up to 500 lbs
- Mounts on top of half walls to support extended countertop overhangs for "breakfast bar" style applications
- Supports up to a 15" overhang forward and up to a 13" overhang to one side — countertop can extend up to 6" beyond the support
- CornerPlate designed to mount on the beginning or end of bar tops — supports should be placed every 16" to 20"
- Dimensions: 11.75" x 11.75" x .1875"

MFG ITEM #	DESCRIPTION
CCH-CBCP	CornerPlate

Order online at counterbalanceshop.com or call 1.800.220.1966
for Distributor & Volume Pricing!

Chemical Concepts
410 Pike Road
Huntingdon Valley, PA 19006

ADA Bracket

CCH-CBADA21BL-IM

CCH-CBADA23BL-IM

* Meets ADA Regulations

COUNTER

BALANCE[®]

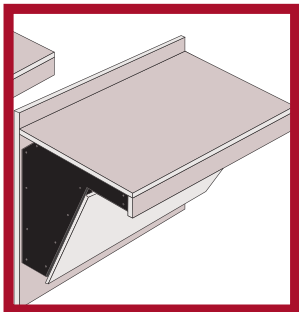
The support you don't see.

FOR ADA COMPLIANT VANITIES

The 2010 ADA Standards for Accessible Design set the minimum requirement for newly designed, constructed, or altered State and local government facilities, public accommodations, and commercial facilities to be readily accessible to and usable by individuals with disabilities. The CounterBalance[®] ADA Vanity Bracket is the handicap accessible solution to quickly and easily install compliant vanities.



Once installed, the CounterBalance[®] ADA Vanity Bracket, provides for a clean, modernized, under-sink space that is compliant with the standards set by the ADA. These brackets accommodate countertops with 22" to 26" deep overhangs. They come standard with a 3"x 3" (45°) corner cut-out that will shelter most wall cleats, as well as any wire run clearance. These brackets are currently available in black, white, stainless steel, and primer.



Available in 21" and 23"

- Quick and easy solution to create compliant vanities
- 12 Gauge steel for superior strength
- Optional mounting holes along the side of each bracket for installing a finishing panel (if desired)
- Spring clips & screws provided for easy on/off front panel attachment with no exposed fasteners
- Available in: Black, White, Stainless Steel, and Primed
- Sold individually

* Meets ADA Regulations

MFG ITEM #	DESCRIPTION
CCH-CBADA21BL-US	ADA Vanity Bracket 21"L US Made - Black
CCH-CBADA21PR-US	ADA Vanity Bracket 21"L US Made - Primed
CCH-CBADA21WH-US	ADA Vanity Bracket 21"L US Made - White

Order online at counterbalanceshop.com or call 1.800.220.1966
for Distributor & Volume Pricing!

Chemical Concepts
410 Pike Road
Huntingdon Valley, PA 19006

ADA Bracket

CCH-CBADA21BL-IM
CCH-CBADA23BL-IM

* Meets ADA Regulations

* See back for available sizes

COUNTER

BALANCE[®]
The support you don't see.

MFG ITEM #	DESCRIPTION
CCH-CBADA21BL-US-H	ADA Vanity Bracket 21"L US Made - Black w/ Side Mounting Holes
CCH-CBCFBM-9BL	Concealed Bracket Mini 1"W- 9"L; Black
CCH-CBCFB-9WH	Concealed Bracket 2"W- 9"L; White
CCH-CBCFBM-9WH	Concealed Bracket Mini 1"W- 9"L; White
CCH-CBCFB-12BL	Concealed Bracket 2"W- 12"L; Black
CCH-CBCFBM-12BL	Concealed Bracket Mini 1"W- 12"L; Black
CCH-CBCFB-12WH	Concealed Bracket 2"W- 12"L; White
CCH-CBCFBM-12WH	Concealed Bracket Mini 1"W- 12"L; White
CCH-CBCFB-18BL	Concealed Bracket 2"W- 18"L; Black
CCH-CBCFBM-18BL	Concealed Bracket Mini 1"W- 18"L; Black
CCH-CBCFB-18WH	Concealed Bracket 2"W- 18"L; White
CCH-CBCFBM-18WH	Concealed Bracket Mini 1"W- 18"L; White
CCH-CBCFB-24BL	Concealed Bracket 2"W- 24"L; Black
CCH-CBCFB-24WH	Concealed Bracket 2"W- 24"L; White
CCH-CBCFB-30BL	Concealed Bracket 2"W- 30"L; Black

Order online at counterbalanceshop.com or call 1.800.220.1966
for Distributor & Volume Pricing!

Chemical Concepts
410 Pike Road
Huntingdon Valley, PA 19006

Concealed Bracket Concealed Bracket Mini

CCH-CBCB | CCH-CBCBM

* See back for available sizes

COUNTER

BALANCE[®]

The support you don't see.

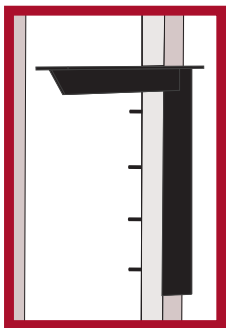
FOR OVERALL MOUNTED SURFACES

The CounterBalance Concealed Brackets provide a secure install to support stone and solid surface countertops on handicap accessible vanities, and other “floating” work surfaces. The vertical portion of the bracket is concealed behind the dry wall leaving the installed bracket virtually invisible when viewed from above.



The Concealed Brackets are designed to attach to load-bearing studs. The Concealed Bracket can support an overhang extending 6” beyond the length of the bracket as per industry standard recommendations. These products are available in many useful sizes. Choose between Mini 1” and 2” thickness, and they also come in a variety of colors to match your surface.

Various sizes available



- Low-profile brackets provide a clean, “floating” look for your countertop
- Hot rolled, 1/8” steel with powder-coated finish for strength and durability
- Mounts to studs behind drywall
- Available in white and black
- Available with 9”, 12”, 18”, 24” and 30” support arms. Load limit range of 1,800 lbs. to 7,960 lbs. per pair — countertop can extend up to 6” beyond the support
- Available in standard 2” thickness and Mini 1” concealed bracket mini
- Supports should be placed every 16” to 20”

* See back for available sizes

Order online at counterbalanceshop.com or call 1.800.220.1966
for Distributor & Volume Pricing!

Chemical Concepts
410 Pike Road
Huntingdon Valley, PA 19006

Concealed Bracket Concealed Bracket Mini

CCH-CBCB | CCH-CBCBM

COUNTER

BALANCE[®]
The support you don't see.

MFG ITEM #	DESCRIPTION
CCH-CBCB-9AL	Concealed Bracket 2"W- 9"L; Almond
CCH-CBCBM-9AL	Concealed Bracket Mini 1"W- 9"L; Almond
CCH-CBCB-9BL	Concealed Bracket 2"W- 9"L; Black
CCH-CBCBM-9BL	Concealed Bracket Mini 1"W- 9"L; Black
CCH-CBCB-9GR	Concealed Bracket 2"W- 9"L; Grey
CCH-CBCBM-9GR	Concealed Bracket Mini 1"W- 9"L; Grey
CCH-CBCB-9WH	Concealed Bracket 2"W- 9"L; White
CCH-CBCBM-9WH	Concealed Bracket Mini 1"W- 9"L; White
CCH-CBCB-12AL	Concealed Bracket 2"W- 12"L; Almond
CCH-CBCBM-12AL	Concealed Bracket Mini 1"W- 12"L; Almond
CCH-CBCB-12BL	Concealed Bracket 2"W- 12"L; Black
CCH-CBCBM-12BL	Concealed Bracket Mini 1"W- 12"L; Black
CCH-CBCB-12GR	Concealed Bracket 2"W- 12"L; Grey
CCH-CBCBM-12GR	Concealed Bracket Mini 1"W- 12"L; Grey
CCH-CBCB-12WH	Concealed Bracket 2"W- 12"L; White
CCH-CBCBM-12WH	Concealed Bracket Mini 1"W- 12"L; White
CCH-CBCB-18AL	Concealed Bracket 2"W- 18"L; Almond
CCH-CBCB-18BL	Concealed Bracket 2"W- 18"L; Black
CCH-CBCBM-18BL	Concealed Bracket Mini 1"W- 18"L; Black
CCH-CBCB-18GR	Concealed Bracket 2"W- 18"L; Grey
CCH-CBCBM-18GR	Concealed Bracket Mini 1"W- 18"L; Grey
CCH-CBCB-18WH	Concealed Bracket 2"W- 18"L; White
CCH-CBCBM-18WH	Concealed Bracket Mini 1"W- 18"L; White
CCH-CBCB-24AL	Concealed Bracket 2"W- 24"L; Almond
CCH-CBCBM-24AL	Concealed Bracket Mini 1"W- 24"L; Almond
CCH-CBCB-24BL	Concealed Bracket 2"W- 24"L; Black
CCH-CBCB-24GR	Concealed Bracket 2"W- 24"L; Grey
CCH-CBCB-24WH	Concealed Bracket 2"W- 24"L; White
CCH-CBCB-30AL	Concealed Bracket 2"W- 30"L; Almond
CCH-CBCB-30BL	Concealed Bracket 2"W- 30"L; Black
CCH-CBCB-30GR	Concealed Bracket 2"W- 30"L; Grey
CCH-CBCB-30WH	Concealed Bracket 2"W- 30"L; White

Order online at counterbalanceshop.com or call 1.800.220.1966
for Distributor & Volume Pricing!

Chemical Concepts
410 Pike Road
Huntingdon Valley, PA 19006

Extended Concealed Bracket

Extended Concealed Bracket Mini

CCH-CBCBE | CCH-CBCBEM

* See back for available sizes

COUNTER

BALANCE[®]
The support you don't see.


FOR WALL MOUNTED SURFACES

The CounterBalance Extended Concealed Brackets provide a secure install to support stone and solid surface countertops on handicap accessible vanities, and other "floating" work surfaces. The vertical portion of the bracket is concealed behind the dry wall leaving the installed bracket virtually invisible when viewed from above.



The Extended Concealed Brackets are designed to attach to load-bearing studs and features and vertical extension above the support arm for extra strength. The Extended Concealed Bracket can support an overhang extending 6" beyond the length of the bracket as per industry standard recommendations. These products are available in many useful sizes and come in a variety of colors to match your surface.

Various sizes available



- Low-profile brackets provide a clean, "floating" look for your countertop
- Hot rolled 1/8" steel with powder-coated finish for strength and durability
- Mounts to studs behind drywall
- Available in white, black, grey and almond
- Available with 9", 12", 18" 24" and 30" support arms. Load limit range of 1,800 lbs. to 7,960 lbs. per pair — countertop can extend up to 6" beyond the support
- Supports should be placed every 16" to 20"
- Available in standard 2" thickness and 1" Extended Concealed Bracket Mini

* See back for available sizes

Order online at counterbalanceshop.com or call 1.800.220.1966
for Distributor & Volume Pricing!

Chemical Concepts
410 Pike Road
Huntingdon Valley, PA 19006

Extended
Concealed Bracket
 Extended
Concealed Bracket Mini
 CCH-CBCBE | CCH-CBCBEM

COUNTER

BALANCE[®]
 The support you don't see.

MFG ITEM #	DESCRIPTION
CCH-CBCBEM-9AL	Extended Concealed Bracket Mini 1"W- 9"L; Almond
CCH-CBCBE-9BL	Extended Concealed Bracket 2"W- 9"L; Black
CCH-CBCBEM-9BL	Extended Concealed Bracket Mini 1"W- 9"L; Black
CCH-CBCBE-9GR	Extended Concealed Bracket 2"W- 9"L; Grey
CCH-CBCBEM-9GR	Extended Concealed Bracket Mini 1"W- 9"L; Grey
CCH-CBCBE-9WH	Extended Concealed Bracket 2"W- 9"L; White
CCH-CBCBEM-9WH	Extended Concealed Bracket Mini 1"W- 9"L; White
CCH-CBCBE-12AL	Extended Concealed Bracket 2"W- 12"L; Almond
CCH-CBCBEM-12AL	Extended Concealed Bracket Mini 1"W- 12"L; Almond
CCH-CBCBE-12BL	Extended Concealed Bracket 2"W- 12"L; Black
CCH-CBCBEM-12BL	Extended Concealed Bracket Mini 1"W- 12"L; Black
CCH-CBCBE-12GR	Extended Concealed Bracket 2"W- 12"L; Grey
CCH-CBCBEM-12GR	Extended Concealed Bracket Mini 1"W- 12"L; Grey
CCH-CBCBE-12WH	Extended Concealed Bracket 2"W- 12"L; White
CCH-CBCBEM-12WH	Extended Concealed Bracket Mini 1"W- 12"L; White
CCH-CBCBE-18AL	Extended Concealed Bracket 2"W- 18"L; Almond
CCH-CBCBEM-18AL	Extended Concealed Bracket Mini 1"W- 18"L; Almond
CCH-CBCBE-18BL	Extended Concealed Bracket 2"W- 18"L; Black
CCH-CBCBEM-18BL	Extended Concealed Bracket Mini 1"W- 18"L; Black
CCH-CBCBE-18GR	Extended Concealed Bracket 2"W- 18"L; Grey
CCH-CBCBEM-18GR	Extended Concealed Bracket Mini 1"W- 18"L; Grey
CCH-CBCBE-18WH	Extended Concealed Bracket 2"W- 18"L; White
CCH-CBCBEM-18WH	Extended Concealed Bracket Mini 1"W- 18"L; White
CCH-CBCBE-24AL	Extended Concealed Bracket 2"W- 24"L; Almond
CCH-CBCBE-24BL	Extended Concealed Bracket 2"W- 24"L; Black
CCH-CBCBE-24GR	Extended Concealed Bracket 2"W- 24"L; Grey
CCH-CBCBE-24WH	Extended Concealed Bracket 2"W- 24"L; White
CCH-CBCBE-30AL	Extended Concealed Bracket 2"W- 30"L; Almond
CCH-CBCBE-30BL	Extended Concealed Bracket 2"W- 30"L; Black
CCH-CBCBE-30 GR	Extended Concealed Bracket 2"W- 30"L; Grey
CCH-CBCBE-30WH	Extended Concealed Bracket 2"W- 30"L; White

Order online at counterbalanceshop.com or call 1.800.220.1966
 for Distributor & Volume Pricing!

Chemical Concepts
 410 Pike Road
 Huntingdon Valley, PA 19006

Flat Concealed Bracket

Flat Concealed Bracket Mini

CCH-CBCFB | CCH-CBCFBM

* See back for available sizes

COUNTER

BALANCE[®]
The support you don't see.

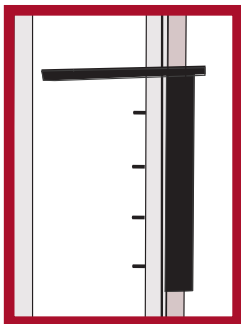
FOR OVERALL MOUNTED SURFACES

The CounterBalance Concealed Flat Brackets provide a secure install to support stone and solid surface countertops on handicap accessible vanities, and other “floating” work surfaces. The vertical portion of the flat bracket is concealed behind the dry wall leaving the installed bracket virtually invisible when viewed from above.



The Concealed Flat Brackets are designed to attach to load-bearing studs. The Concealed Flat Bracket can support an overhang extending 6” beyond the length of the bracket as per industry standard recommendations. These products are available in many useful sizes. Choose between Mini 1” and 2” thickness, and they also come in a variety of colors to match your surface.

Various
sizes available



- Low-profile brackets provide a clean, “floating” look for your countertop
- Hot rolled, 1/8” steel with powder-coated finish for strength and durability
- Mounts to studs behind drywall
- Available in white and black
- Available with 9”, 12”, 18”, 24” and 30” support arms. Load limit range of 1,800 lbs. to 7,960 lbs. per pair — countertop can extend up to 6” beyond the support
- Available in standard 2” thickness and 1” Concealed Bracket Mini
- Supports should be placed every 16” to 20”

* See back for available sizes

Order online at counterbalanceshop.com or call 1.800.220.1966
for Distributor & Volume Pricing!

Chemical Concepts
410 Pike Road
Huntingdon Valley, PA 19006

Flat
Concealed Bracket
 Flat
Concealed Bracket Mini
 CCH-CBCFB | CCH-CBCFBM



MFG ITEM #	DESCRIPTION
CCH-CBCFB-9BL	Concealed Bracket 2"W- 9"L; Black
CCH-CBCFBM-9BL	Concealed Bracket Mini 1"W- 9"L; Black
CCH-CBCFB-9WH	Concealed Bracket 2"W- 9"L; White
CCH-CBCFBM-9WH	Concealed Bracket Mini 1"W- 9"L; White
CCH-CBCFB-12BL	Concealed Bracket 2"W- 12"L; Black
CCH-CBCFBM-12BL	Concealed Bracket Mini 1"W- 12"L; Black
CCH-CBCFB-12WH	Concealed Bracket 2"W- 12"L; White
CCH-CBCFBM-12WH	Concealed Bracket Mini 1"W- 12"L; White
CCH-CBCFB-18BL	Concealed Bracket 2"W- 18"L; Black
CCH-CBCFBM-18BL	Concealed Bracket Mini 1"W- 18"L; Black
CCH-CBCFB-18WH	Concealed Bracket 2"W- 18"L; White
CCH-CBCFBM-18WH	Concealed Bracket Mini 1"W- 18"L; White

Order online at counterbalanceshop.com or call 1.800.220.1966
 for Distributor & Volume Pricing!

Chemical Concepts
 410 Pike Road
 Huntingdon Valley, PA 19006

Extended Flat Concealed Bracket

Extended Flat Concealed Bracket Mini

CCH-CBCFBE | CCH-CBCFBEM

* See back for available sizes


COUNTER

BALANCE[®]

The support you don't see.

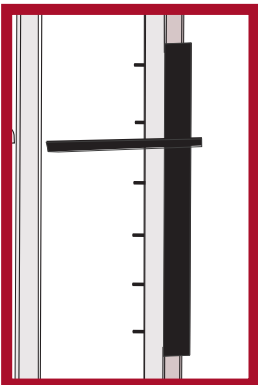
FOR WALL MOUNTED SURFACES

The CounterBalance Extended Concealed Flat Brackets provide a secure install to support stone and solid surface countertops on handicap accessible vanities, and other "floating" work surfaces. The vertical portion of the flat bracket is concealed behind the dry wall leaving the installed bracket virtually invisible when viewed from above.



The Extended Concealed Flat Brackets are designed to attach to load-bearing studs and features and vertical extension above the support arm for extra strength. The Extended Concealed Flat Bracket can support an overhang extending 6" beyond the length of the bracket as per industry standard recommendations. These products are available in many useful sizes and come in a variety of colors to match your surface.

Various
sizes available



- Low-profile brackets provide a clean, "floating" look for your countertop
- Hot rolled 1/8" steel with powder-coated finish for strength and durability
- Mounts to studs behind drywall
- Available in white and black
- Available with 9", 12", 18" 24" and 30" support arms. Load limit range of 1,400 lbs. to 4,900 lbs. per pair — countertop can extend up to 6" beyond the support
- Supports should be placed every 16" to 20"
- Available in standard 2" thickness and Mini 1" extended concealed flat bracket mini

* See back for available sizes

Order online at counterbalanceshop.com or call 1.800.220.1966
for Distributor & Volume Pricing!

Chemical Concepts
410 Pike Road
Huntingdon Valley, PA 19006

Extended Flat
Concealed Bracket
 Extended Flat
Concealed Bracket Mini
 CCH-CBCFBEM | CCH-CBCFBEM



MFG ITEM #	DESCRIPTION
CCH-CBCFBEM-9BL	Extended Concealed Bracket Mini 1"W- 9"L; Black
CCH-CBCFBEM-9WH	Extended Concealed Bracket Mini 1"W- 9"L; White
CCH-CBCFBEM-12BL	Extended Concealed Bracket Mini 1"W- 12"L; Black
CCH-CBCFBEM-12WH	Extended Concealed Bracket Mini 1"W- 12"L; White
CCH-CBCFBEM-18BL	Extended Concealed Bracket Mini 1"W- 18"L; Black
CCH-CBCFBEM-18WH	Extended Concealed Bracket Mini 1"W- 18"L; White
CCH-CBCFBEM-9BL	Extended Concealed Bracket 2"W- 9"L; Black
CCH-CBCFBEM-9WH	Extended Concealed Bracket 2"W- 9"L; White
CCH-CBCFBEM-12BL	Extended Concealed Bracket 2"W- 12"L; Black
CCH-CBCFBEM-12WH	Extended Concealed Bracket 2"W- 12"L; White
CCH-CBCFBEM-18BL	Extended Concealed Bracket 2"W- 18"L; Black
CCH-CBCFBEM-18WH	Extended Concealed Bracket 2"W- 18"L; White

Order online at counterbalanceshop.com or call 1.800.220.1966
 for Distributor & Volume Pricing!

Chemical Concepts
 410 Pike Road
 Huntingdon Valley, PA 19006

Hybrid Bracket Hybrid Bracket Mini

CCH-CBHB | CCH-CBHBM

* See back for available sizes

COUNTER

BALANCE[®]

The support you don't see.

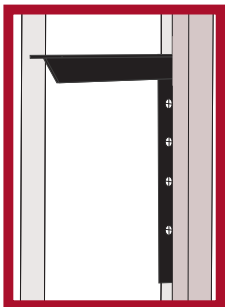
FOR INVISIBLE SUPPORT BEHIND/IN FRONT OF DRYWALL FOR FLOATING COUNTERTOPS

The CounterBalance Hybrid Brackets provide a secure install to support stone and solid surface countertops on handicap accessible vanities, and other "floating" work surfaces. The Hybrid Bracket can be installed either as a Surface Mount or a Concealed Bracket.

The Hybrid Brackets are designed to attach to load-bearing studs. The Hybrid Brackets can support an overhang extending 6" beyond the length of the bracket as per industry standard recommendations. These products are available in many useful sizes and two colors.



Various sizes available



- Low-profile brackets provide a clean, "floating" look for your countertop
- Hot rolled 1/8" steel with powder-coated finish for strength and durability
- Surface mount or concealed mount
- Available in Black or White
- Available with 12", 18", and 24" support arms — countertop can extend up to 6" beyond the support
- Load limit range of 1,800 lbs. to 7,960 lbs. per pair (1.5" version) and 400-900 lb. per pair (1." version)
- Finishing caps provided
- Supports should be placed every 16" to 20"
- Available in standard 2" thickness and 1" Hybrid Bracket Mini

* See back for available sizes

Order online at counterbalanceshop.com or call 1.800.220.1966
for Distributor & Volume Pricing!

Chemical Concepts
410 Pike Road
Huntingdon Valley, PA 19006

Hybrid Bracket Hybrid Bracket Mini

CCH-CBHB | CCH-CBHBM

COUNTER

BALANCE[®]

The support you don't see.

MFG ITEM #	DESCRIPTION
CCH-CBHB-12BL	Hybrid Bracket 1.5"W-12"L; Black
CCH-CBHBM-12BL	Hybrid Bracket Mini 1"W-12"L; Black
CCH-CBHB-12WH	Hybrid Bracket 1.5"W-12"L; White
CCH-CBHBM-12WH	Hybrid Bracket Mini 1"W-12"L; White
CCH-CBHB-18BL	Hybrid Bracket 1.5"W-18"L; Black
CCH-CBHBM-18BL	Hybrid Bracket Mini 1"W-18"L; Black
CCH-CBHB-18WH	Hybrid Bracket 1.5"W-18"L; White
CCH-CBHBM-18WH	Hybrid Bracket Mini 1"W-18"L; White
CCH-CBHB-24BL	Hybrid Bracket 1.5"W-24"L; Black
CCH-CBHBM-24BL	Hybrid Bracket Mini 1"W-24"L; Black
CCH-CBHB-24WH	Hybrid Bracket 1.5"W-24"L; White
CCH-CBHBM-24WH	Hybrid Bracket Mini 1"W-24"L; White

Order online at counterbalanceshop.com or call 1.800.220.1966
for Distributor & Volume Pricing!

Chemical Concepts
410 Pike Road
Huntingdon Valley, PA 19006

Stainless Steel

CounterPlate (9.75")
CounterPlate XL (11.75")
CCH-CBPSS | CCH-CBPLSS

COUNTER

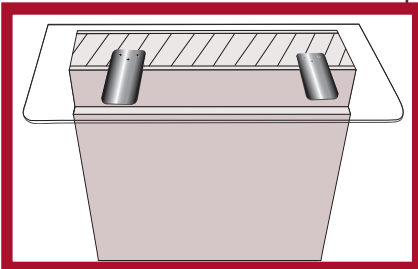
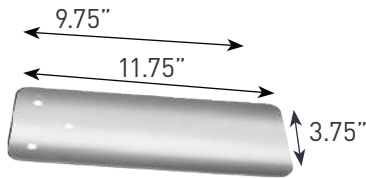
BALANCE[®]
The support you don't see.

FOR COUNTERS MOUNTED ON KNEE (PONY) WALLS

The CounterBalance CounterPlates provide a cost-efficient, quick, easy install to support overhangs on stone and solid surface countertops. These products give your customers an alternative to banging their knees on pricey corbels and provide superior support and security. These low-profile brackets are hidden from view offering a clean, modern look.

The CounterPlates are designed to attach to half walls or pony walls, supporting overhangs on "breakfast bar" style countertops. The CounterPlate and CounterPlate XL support up to a 13" and 15" overhang respectively.

Supports should be spaced no more than 16" to 20" apart for optimum performance.



For use in sterile environments where stainless steel must be used:

Hospitals — Labs — Clinics — Pharmaceutical — Clean rooms

- Low-profile plates provide a clean, "floating" look for your kitchen countertop
- Made from 304 stainless steel for strength and durability -tested up to 500 lbs
- Easily sterilized to prevent and fight infection
- Mounts on top of half walls to support extended countertop overhangs for "breakfast bar" style applications - countertop can extend 6" beyond the support —
 - CounterPlate supports up to 13" overhang
 - CounterPlate XL supports up to 15" overhang
- For bar tops mounted on half walls — supports should be placed every 16" to 20"
- Sold Individually • Router Guide available for easy installation
- Dimensions: Stainless Steel CounterPlate: 9.75" x 3.75" x .1875"
Stainless Steel CounterPlate XL: 11.75" x 3.75" x .1875"

MFG ITEM #	DESCRIPTION
CCH-CBPLSS	CounterPlate XL - 11-3/4"L-304 Stainless Steel; Single CounterPlate
CCH-CBPSS	CounterPlate - 9-3/4"L-304 Stainless Steel; Single CounterPlate

Order online at counterbalanceshop.com or call 1.800.220.1966 for Distributor & Volume Pricing!

Chemical Concepts
410 Pike Road
Huntingdon Valley, PA 19006

MADE IN USA